

# EXOGEN

PURE EXO x STERILIZED HA SOLUTION



# Contents

---

Point 1

Why EXOGEN?  
Introduction

Point 2

Why EXOGEN?  
Exosome Isolation  
& Purification | Effectiveness

Point 3

How to use  
Protocol | Recommendation

# Why EXOGEN?

Contains High Purity  
EXOSOME

Contains 250 kinds of  
Growth factors

Contains  
Cytokine



Patented Technology for  
Isolation & Purification of EXOSOME

## EXOGEN I

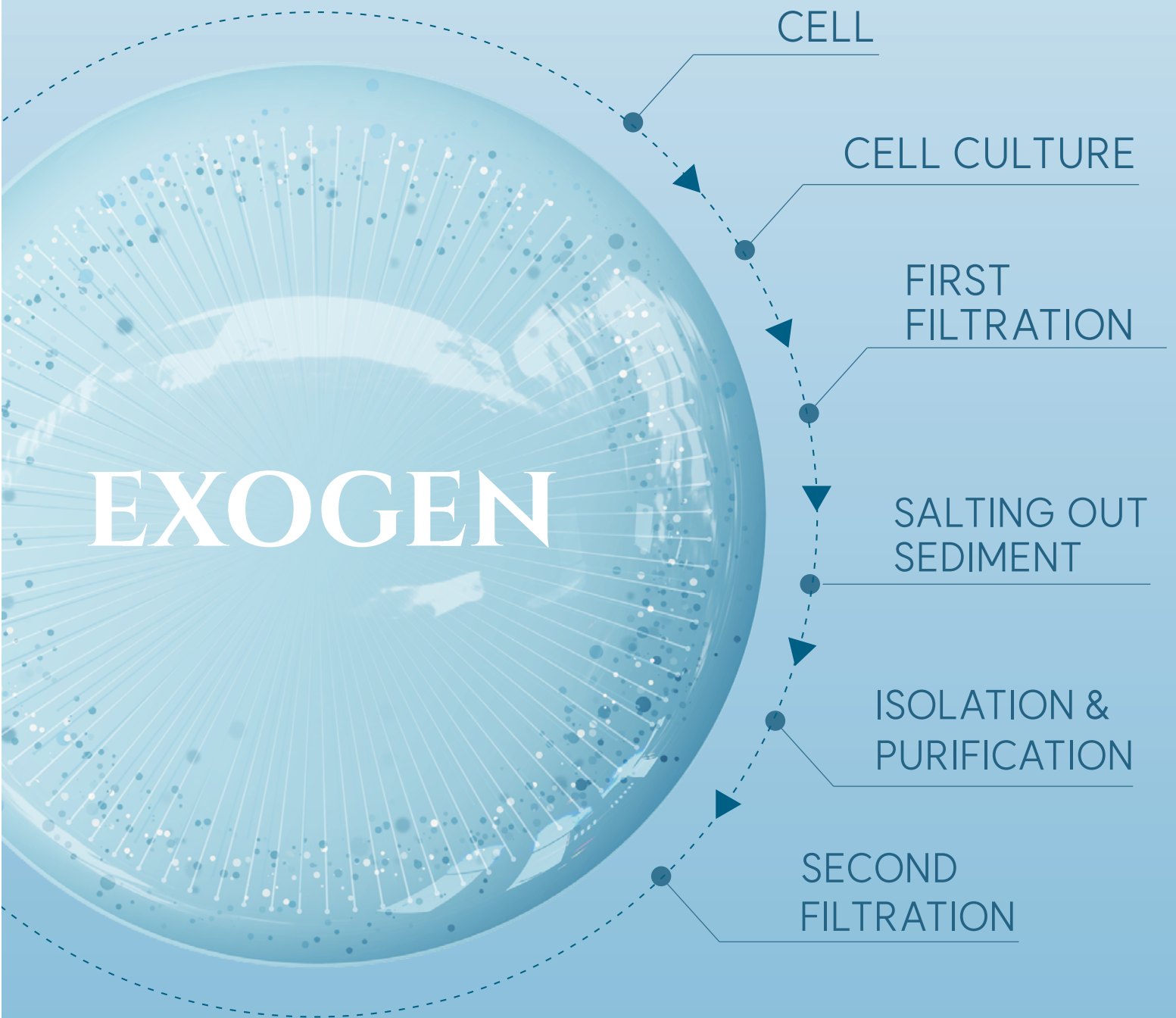
Ultimate Solution contains high concentration of Hyaluronic Acid and PDRN to improve skin regeneration and moisture

## EXOGEN II

EXOSOME Solution contains 930,000ppm of Adipose Stromal Cell Conditioned Media with exosome, Hyaluronic Acid, and Collagen to produce and deliver nutrients and active ingredients through intercellular communication


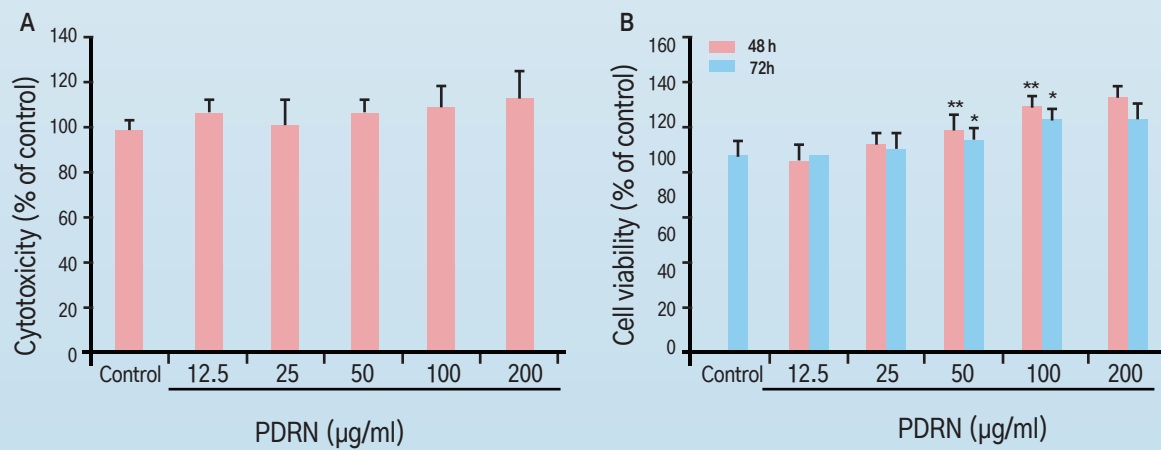
# TECHNOLOGY

## EXOSOME ISOLATION & PURIFICATION



# EFFECTIVENESS

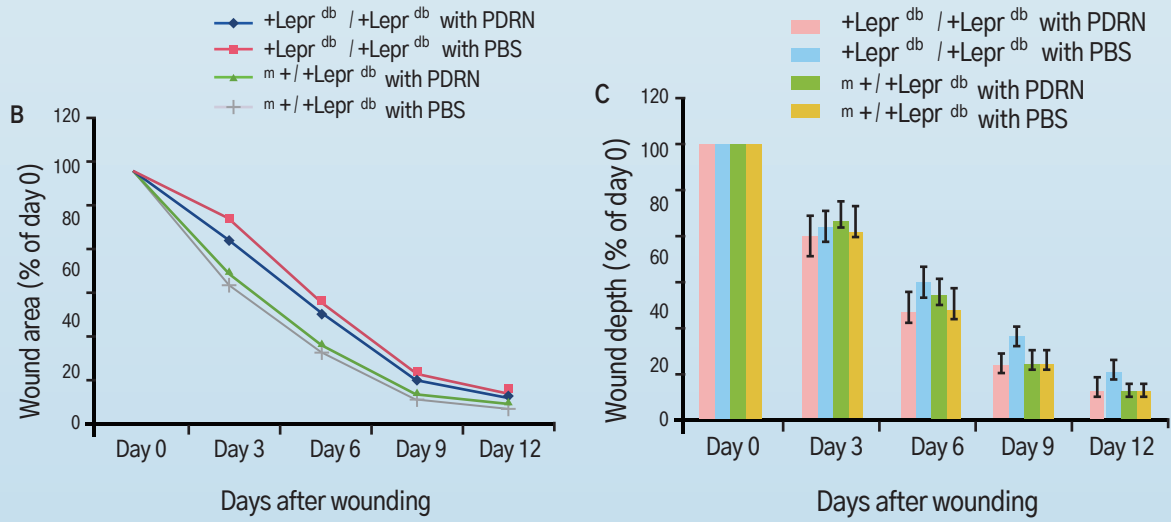
## 01. EXOGEN I : SKIN REGENERATION



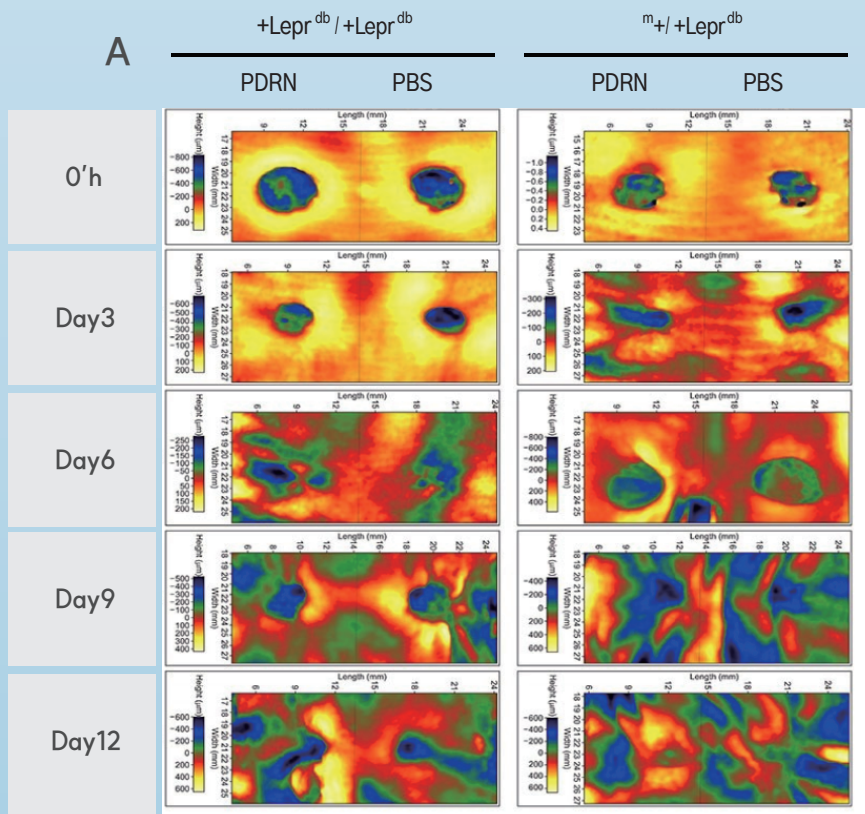
Effects of polydeoxyribonucleotide (PDRN) on cytotoxicity and proliferation in human dermal fibroblast neonatal

# EFFECTIVENESS

## 01. EXOGEN I : SKIN REGENERATION



The proliferation of fibroblasts was promoted at the wound site, the epidermis with re-epithelialization thickened, and the wound quickly closed.



# EFFECTIVENESS

## 02. EXOGEN II



## STEM CELL CONDITIONED MEDIA

VEGF

Promoting skin regeneration and controlling nutrients

bFGF

Regulating epidermal cell proliferation, migration, and differentiation

EGF

Regeneration and enhancement of skin tissue

HGF

Cell activity induction and wound healing effect

TGF- $\beta$

Restoring damaged tissue and regulating the proliferation of immune cells

COLLA  
GEN

Promoting elasticity maintenance function

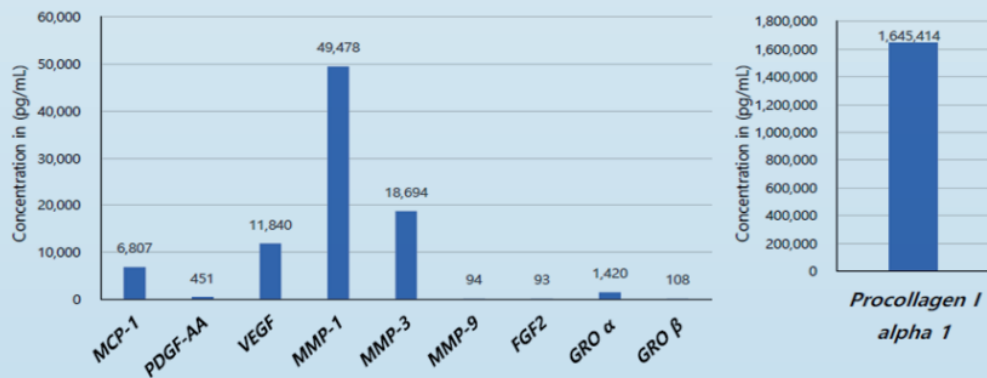
FIBRO  
NECTIN

Wound healing effect as a skin component

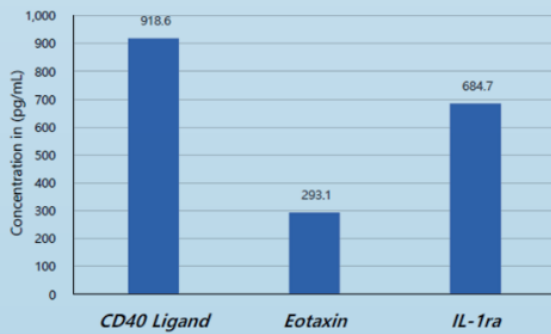
# EFFECTIVENESS

## 02. EXOGEN II

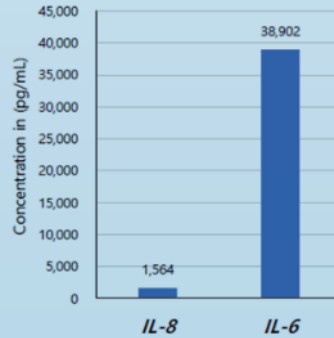
### Cell Proliferation and Regeneration



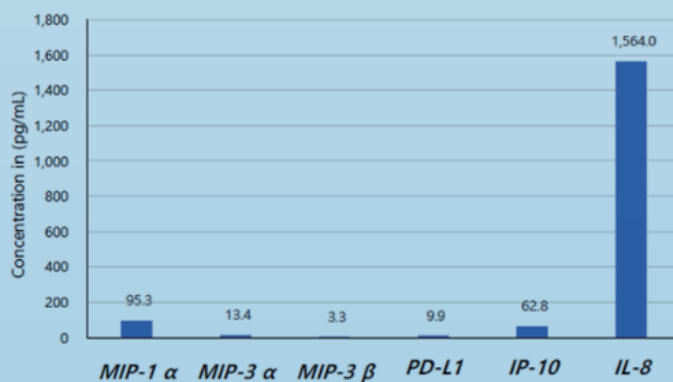
### Immune System



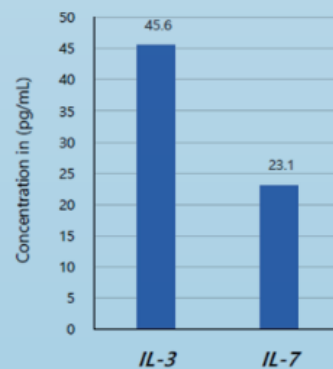
### Whitening



### Apoptosis Action



### Hematopoiesis

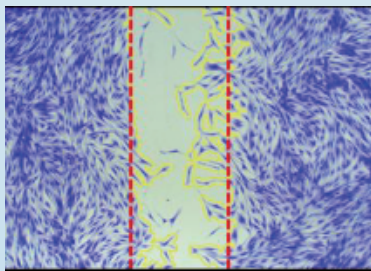




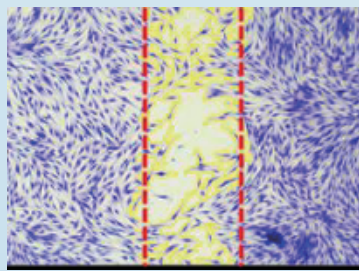
# EFFECTIVENESS

## 02. EXOGEN II

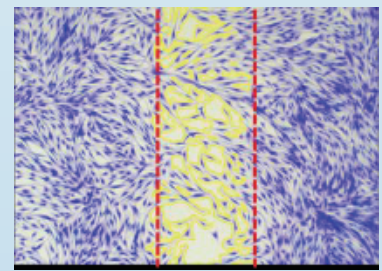
### Wound Healing Assay



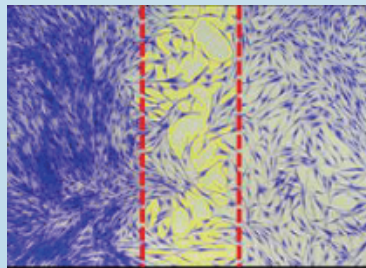
Cont.



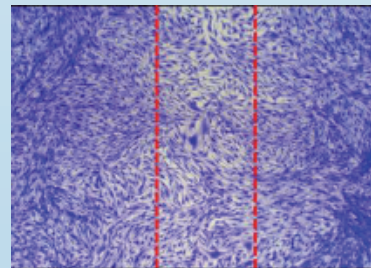
2.0E+7



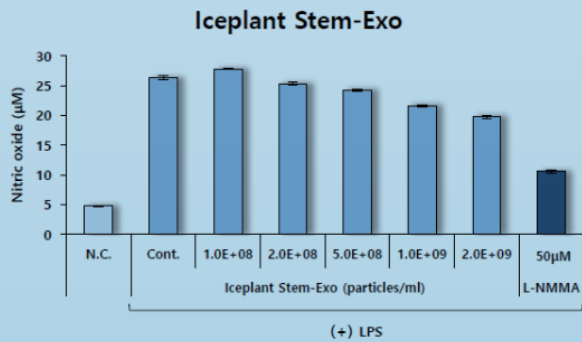
2.0E+8



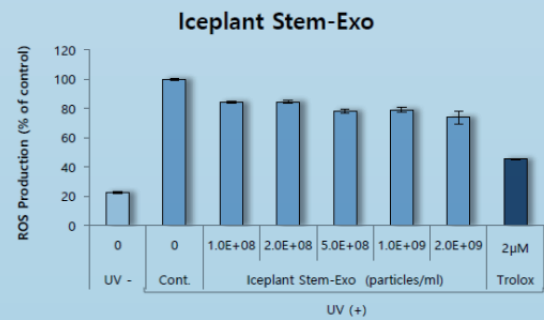
2.0E+9



FBS 10%



Anti-inflammation inhibition test



Intracellular antioxidant test

# HOW TO USE

## PROTOCOL & RECOMMENDATION

### PROTOCOL

- STEP1 Pour the content of 1st vial to 2nd vial  
▼
- STEP2 Wait for 3~5 mins to be fully dissolved  
▼
- STEP3 Apply to the area to improve (1 session)  
▼
- STEP4 Every session is with 2~3 weeks interval  
▼
- STEP5 At least 4 sessions are recommended

### RECOMMENDATION

Store in a refrigerator (below 5°C)

One set is designed for a single session





**BS PHARM KOREA CO., Ltd**

**Twentyfirstvalley 1008,157, Yangpyeong-ro, Yeongdeungpo-gu,  
Seoul, Republic of Korea**